

Technical Rider

"SuperamaX" by SUPERAMAS

Technical director, stage and transport manager

Martin SCHWAB +436604019436 martin@superamas.com

Light designer

Henri Emmanuel DOUBLIER +33662873074 henri@superamas.com

Sound designer

Olivier TIRMARCHE +33614012325 olivier@superamas.com

Stage designer

Jérôme DUPRAZ +33684106615 jerome@superamas.com

LIGHT:

Supply by the theater / Fourni par le théâtre :

- 28x pc 1kw
- 3x 2kw profile 50° or 6x 1kw profile 50°
- 26x par 64 cp 62

- dmx wire on stage for moving head
- 96 dimmers 2kw
- filters: lee 777 251 204 205, rosco 132 119 114

Superamas brings:

- 2 moving heads type Martin Mac Aura
- 2 red heads on stands
- 4 sunstripe active

We bring our own light board a Lanbox with 1 out dmx512.

We can adapt the light to all technical rider of the venues, to rent the minimum of light.

IMPORTANT:

Its absolutely necessary that one of the technicians is ready to work as a light stand-in!

Nous avons absolument besoin qu'un des techniciens de l'équipe du théâtre nous aide en faisant de le doublure lumière sur le plateau!

SOUND:

- 1 digital mixing board type **Yamaha LS9-16 with 16 outputs** or similar / Une table de mixage digitale **Yamaha LS9-32 avec 16 outputs** - 16 channels input - 6 groups output - 8 aux output - Graphic Eqs 31 bands
- 4 wireless handset / 4 micros HF main (Sennheiser, Shure, AKG...)
- 1 good quality effect processor like Lexicon / 1 effet Lexicon avec connectique
- 2 DI boxes

Speakers set-up (see the plans / voir le plan):

FRONT / FAÇADE

- 2 or 4 FRONT SPEAKERS set on the Sub boxes or hanged (front speakers should be on stage, or low hanged) / 2 ou 4 HP façade installé sur les caissons Sub Bass ou accroche basse. Ref: L.Acoustic MTD 112 or 115, d&b C90 or C60, John Meyer, EAW, KS, Nexo PS15: according to the theater volume.
- 2 SUBS bass speakers on stage LR / 2 caissons Bass sur scene cour-jardin

STAGE / SCENE

- 2 STAGE SPEAKERS, hanged ON A ELECTRIC FLY BAR, back stage, at 6m from the floor / 2 HP accrochés sur une perche électrique avec élingues, hauteur : 6m. Ref: L.Acoustic MTD 112 or 115, d&b C90 or C60, John Meyer, EAW, KS, Nexo PS15: according to the theater volume.

CLUSTERS / CENTRE

- 2 speakers in central cluster position / 2 HP en position centrale haute. Ref: L.Acoustic MTD 112 or 115, d&b C90 or C60, John Meyer, EAW, KS, Nexo PS15: according to the theater volume.

AUDIENCE / GRADINS SUROUND

- 2 speakers hanged or set on stand around the audience rack. Side or back position, depending of the possibilities / 2 HP accrochés ou mis sur pied de part et d'autre du gradin public, côté ou arrière en fonction des possibilités. Ref: L.Acoustic MTD 112 or 115, d&b C90 or C60, John Meyer, EAW, KS, Nexo PS15: according to the theater volume.

WEDGES / RETOURS

- 5 speakers set on stage / 5 retours sur scene (stage monitors, like L.Acoustic MTD 112 or nexo PS15)
- 1 speaker stands

All the speakers except Subs and wedges must be equalized by graphic Eqs : 4 Eqs stereo / tous les HP doivent pouvoir être equalisés avec des graphics 31 bandes de bonne qualité (klark, BBE, dbx...)

- Amplification system + speakers cables for the whole system
- XLR cables

IMPORTANT:

- **Mixing board and sound equipment will be set on stage / toute la régie son est sur scène**
- We need a regie lamp for the mixing board / nous avons besoin d'une lampe régie pour la table de mixage.
- In case we cannot get the LS9-16 or LS9-32, the digital mixing board and sound equipment has to be small volume / Si nous ne pouvons pas avoir une LS9-16 ou LS9-32, la table digitale doit être petite, e.g. Yamaha 01V96, DM1000, DM2000, connected to graphic Eqs and processor in rack
- in case of analog mixing board, we need **2 stereo compressors** / dans le cas d'une table analogique, prévoir **2 compresseurs stereo** (type dbx, Klark)
- in case of analog mixing board or digital mixing board without graphic Eqs, we need **4 stereo graphic Eqs 31 bands** / dans le cas d'une table analogique ou sans Eqs graphics intégrés, prévoir **4 Eqs graphiques 31 bandes** en rack avec connectiques.
- Merci de fournir les **batteries nécessaires pour les micros HF** durant toutes les répétitions, un set de piles neuves sera demandés pour chaque représentation / thanks for providing **enough batteries for the wireless mics**, new batteries must be provided for each show.

VIDEO:

- We come with our own video projector: 1 x BenQ MX812ST)
- We come with our own retroprojection screen: 2m90 wide x 2m90 high x 2m50 depth.
- We come with 4 TV set 55" hang to our aluminium standalone structure.
- We need a direct current line 220V/10A behind the video screen.
- We need a direct current line 220V/10A on midstage right
- We need a DMX line behind the video screen to activate the video shutter (Blacky).

SET:

- Stage Size: 16m to 22m wide (wall to wall) with a frame of 12m to 16m and 13,5m depth
- Minimal Stage size: 12m wide (wall to wall) with a frame of 9m and a depth of 10m
- Minimal height: 6m below grid
- Black dance floor.
- 4 black legs 2/3m large
- Black curtain at the back and sides if the theater is not black and clean with an exit in the center
- On upstage center there needs to be a quick change (mirror, 1 table, some chairs, a costume hanger and cliplamps)
- We need a direct current line 220V/10A on each table of the set.
- We might need black flats to cover unwanted sightlines

Important: We are using a remote controlled drone that flies above the stage. As it runs on battery it is important that the timing of doors open does not exceed 15 Minutes!

COSTUMES:

We need a good, professional dresser for washing, ironing, dry cleaning and sewing the costumes (from the venue)

IMPORTANT:

For each performance (part of the acting) we need a pack of 12 good beer in cans or bottles (33cl) / Pour chaque représentation (cela fait partie du jeu d'acteurs) nous avons besoin de 12 cannettes de bière en aluminium (bonne svp!)

We need already for the rehearsals Towels!

For the transport please note, that no superamas crewmember will be at the theatre when our material is arriving. Everything is in flight cases on wheels and normally the flight cases may arrive up to three days before the setup. Please note that the material will normally not be picked up on weekends or holidays. The theatre provides a space where the flight cases can be stored.

AUDIENCE SPACE:

Please note, that seats outside the stage frame can only be sold after confirmation by superamas.

OTHERS:

For each performance please provide water in bottles, 1 bottle of good whisky, 1 bottle of good vodka, 1 bottle of white wine, 1 box of beer.

Please provide showers with warm water and towels.

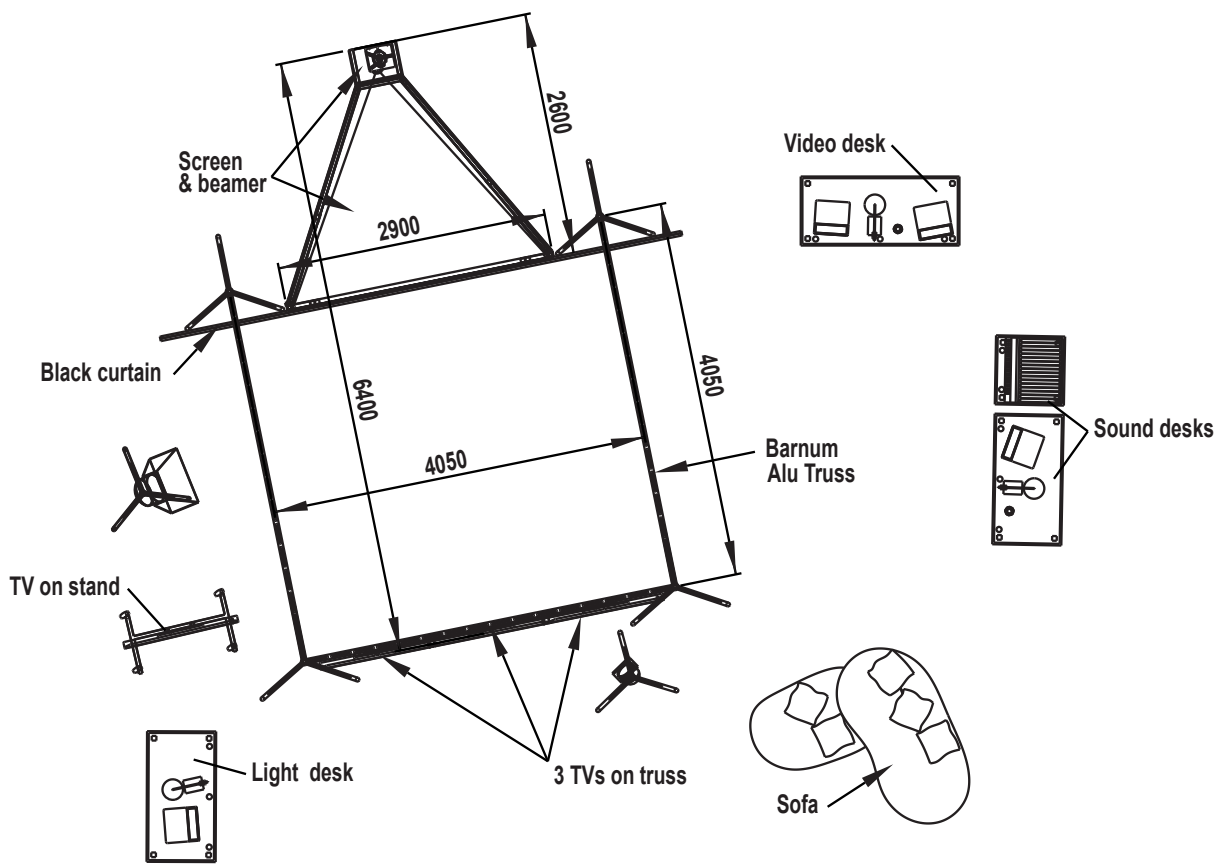
Please provide soft catering (mineral water, fruits, chocolate) for set up days as well as for performance days.

SCHEDULE:

Time schedule SuperamaX, Superamas						
SETUP/MONTAGE		Light	Sound	Stage	Dresser	Remarks
9.00 - 13.00	Setup / Montage / Clean costumes	3	2	2	1	
14.00 - 18.00	Setup / Montage / Clean costumes	3	2	2	1	
19.00 - 23.00	Focus Lights	3				
SHOW DAY1						
9.00 – 13.00	Programming / Finishing stage	1		1		
12.30-14.00	Soundcheck		1			
14.00-17.00	Rehersal	1	1	1		
17.00-19.00	Corrections	1	1	1		
19.00 - 20.00	Preparation for Show	1	1	1		Clean stage / plateau
20.00 - 22.00	Show	1	1			
SHOW DAY2...						
9.00 – 13.00	Clean costumes				1	
14.00 – 19.00	Répétitions	1	1	1		Or /ou 1 allrounder/ polyvalent on/ en standby
19.00 - 20.00	Preparation for Show	1	1	1		Clean stage / plateau
20.00 - 22.00	Show	1	1	1		
After Show	Strike	2	2	2	1	

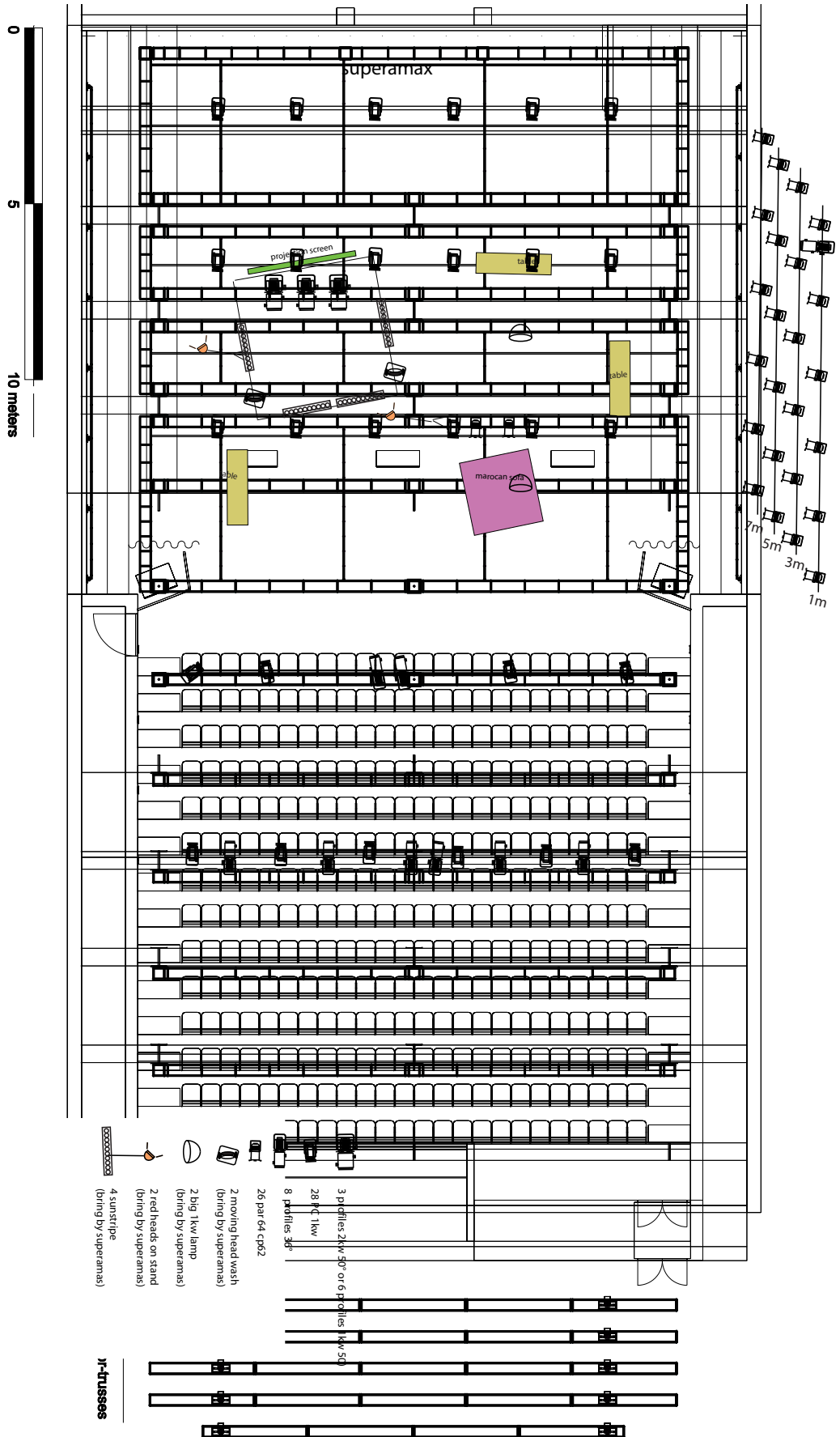
FLIGHT CASES LIST:

	Width mm	Length mm	Surface m2	Height with rolls mm	Weight Kg	Volume m3
SuperamaX n°1 Screen	720	3105	2,24	835	250	1,87
SuperamaX n°2 Bandeau	815	1600	1,30	1125	150	1,47
SuperamaX n°3 Costumes	800	1450	1,16	1880	150	2,18
SuperamaX n°4 Desks	815	2215	1,81	1080	250	1,95
SuperamaX n°5 Props	800	2300	1,84	1340	200	2,47
Total SuperamaX			8,34		1000	9,93



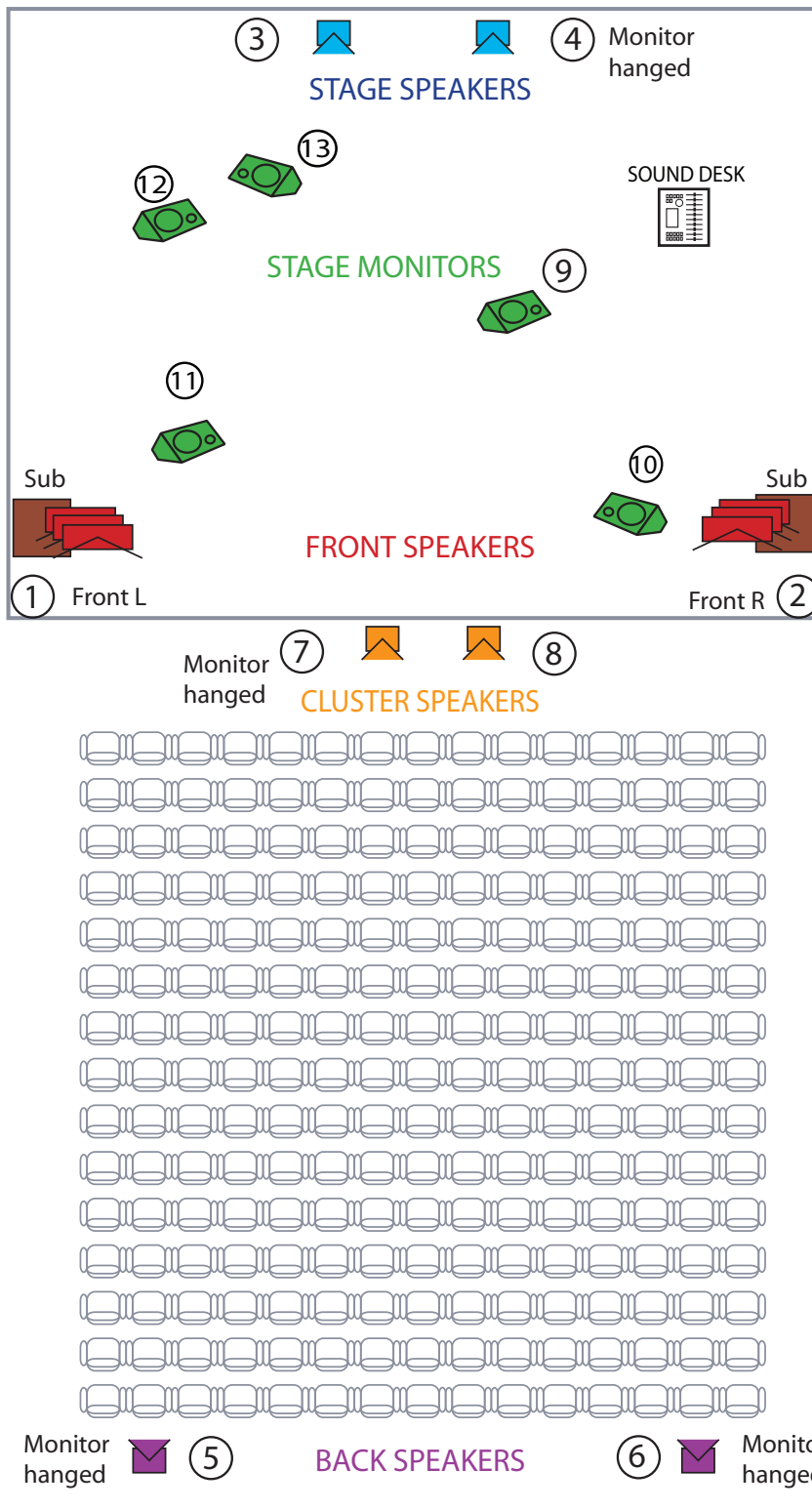
SET TOP VIEW

PLANS:



Projekt: Tanzquartier Wien/Halle G		P.N./N.: ...	
Inhalt: Draufsicht Halle G		Datum: ...	
Maßstab: 1:100		Erf. v.: ...	
...		...	

SUPERAMAS - "SuperamaX"- SPEAKERS SET UP



SUPERAMAS - "SuperamaX" - SPEAKERS SET UP

