

SUPERAMAS

Empire (Art & Politics)

Light designer and technical director

Henri Emmanuel DOUBLIER +33662873074 henri@superamas.com

For more information, please contact:

Stage and transport manager

Martin SCHWAB +436604019436 dinuschwab@hotmail.com

Sound

Olivier TIRMARCHE +33614012325 olivier@superamas.com

Peter CONNELLY +32486734289 pwc@coditel.net

Light

- 96 dimmers 2kw
- 1 dimmer 5kw
- 1 5kw fresnels
- 3 2kw fresnels with barn doors
- 2 pc 1kw
- 11 pc 2kw
- 1 profile HMI 2,5kw Julia 934 or 933 (depend of the locations)
- 3 profiles 20/40° type 614 julia, 613 julia, source4 50°
- 35 profiles 2kw 20/40° type Julia 714 or 28 par64cp60 + 7 profiles 2kw
- 20 par64 cp62
- 3 par 64 cp60
- 6 fluo dimmed tubes daylight
- 7 floodlight 1kw
- 2 strobe martin 3000
- 2 strong stands 3m which can carry 6 par 64
- Dmx cables...5x10m, 2x20m
- 6 red heads (provided by superamas)
- 4 strobe lamps garlands -"guirlandes"-(provided by superamas)
- 2 light balls of 2m and 1m60 with 2kw lamps (provided by superamas)
- 6 floor stands with wheels (provided by superamas)
- 2 floor stands

We bring our light board (computer)

Sound

- **1 analog mixing board, minimum 24 tracks in / 10 groups out / 8 aux. / 2 master out.** We need 2 front (line-array), 2 clusters, 2 back, 2 fill, 2 stage, 2 subs on separate outputs = **12 outputs**, with faders. **Aux. outputs:** 4 wedges on stage + 4 effect lines = **8 aux. outputs**. Ref : Midas, Soundcraft, A&H, Mackie. **Total = 20 outputs**
- **1 loudspeaker system stereo type line-array : 2 Front** (see loudspeaker set-up plan). We need a powerful front according to the settings of the theatre, it's also possible to use what's already in the house, if appropriate.
- **8 similar loudspeakers : 2 Clusters, 2 Back, 2 Fill, 2 Stage.** Ref : L Acoustic MTD 112 or 115, Amadeus MPB 600, John Meyer, EAW, DB, KS, Nexo PS15...
According to the theater volume (see loudspeaker set-up plan)
- **2 bass subwoofers on the floor : 2 Sub**
- **Amplification system + speakers cables** for the whole system
- **5 stereo delay lines** for Front, Cluster, Sub, and Back speakers
- **6 graphic stereo equalizers 31 bands (10 mono lines to EQ).** Ref : BBS 960, dbx, Klark (no Yamaha). All the speakers have to be equalized : 4 Eqs and 1 EQ for our shotgun mic
- **1 compressor mono good quality.** Ref : BBS DPR-402, dbx 160A, Summit, Avalon, ... with insert cable fitting to the mixing board. The compressor have to be on the desk next to the sound computer.
- **1 stereo reverb good quality.** Ref : Lexicon PCM 91 or 81, tc electronic
- **1 stereo multi-effect good quality.** Ref : tc electronic, Yamaha SPX2000, SPX1000
- **4 wedge monitors + amplification system + cables.** Ref : MTD 112 or MTD 155, Meyersound, Nexo PS15 (see loudspeaker set-up plan)
- **4 DI box 48v powered**
- **2 CD players**
- **Special cables:** 2m XLR-XLR, 2 x 2m balanced XLR male-jack, 2 x 2m balanced XLR female-jack, 2 x 2m balanced jack-jack
- Only 1 mono line is needed from stage to the regie (for the microphone receiver)

Video

- **1 video beamer (5500 lumens minimum)** We would highly appreciate a **PANASONIC Ref :PT-DW5100E** (pixels: 1280x768, wide screen) with keystone settings and lens position adjustment. The beamer can be hung in front of the screen, roof position (hook and optic to fit the **screen, 4m wide**) but there is also the possibility (depending of the specifications of the theater), to have it hung behind the screen (roof position, rear projection). In that case, you'll have to take in consideration the lens size and to hang the beamer on a lateral pipe in front the back black curtain, just beneath the last border, in its highest position.
- **1 video shutter** with a wire remote from the control desk.
- **1 VGA video cable** for the computer (length adapted to the theater).
- ***We bring a screen that unfold by itself an it needs power supply (see on the light plan page 10).***

Set

Hanging height 9m (minimum 7.50m)

Stage size: 18m width/13m depth (minimum 16m/12m)

- Black dance floor
- 2 border 18m/3 or 2m (witch can move up and down) if not, provide motors with double brakes
- 1 border 18m/3m (witch can move up and down) if not, provide motors with double brakes
- 1 fix border 18m/3m
- 2 legs 8m/3m
- 1 main curtain red or black at the front of the stage, which can be closed and opened.
- 6 pipes 2m + strong hook to hang the profiles in front of side reflectors
- 1 pipe 8m to under-hang the fluorescent at the bottom of the first moving border
- 10 under-hanged pipes (drawn in red on the light plan, provided by superamas)

Cleaning, ironing, sewing

We need a good professional for washing, dry cleaning, ironing and sewing, (from the venue).

Anna's costume

Material

Dress	a- <u>under dress</u> : ecru 100% polyester b- <u>top dress</u> : ecru embroidery 100% polyester c- <u>train</u> : taffeta 100% polyester d- <u>appliqué</u> : yellow velvet ribbon 100% viscose
Collar	polyester lace + metal
Scarf	taffeta and crystal veil: 100% polyester
Gloves	jersey: 100% polyester, appliqué embroideries on silk organdie

Ironing

Ironing have to be done before each performance

Dress : Steam iron, temperature: medium warm, polyester programme for under dress and top dress or steam press. The taffeta train is only to be sprayed with steam.

Collar : No ironing

Scarf : Steam iron, polyester programme or steam press

Mind the crystalline fabric (veil), you can easily make a hole in it if the iron is too hot.

Gloves : No ironing

Cleaning

Dress : dry cleaning by a specialist of evening dresses

Collerette (collar) : no cleaning

Gloves : hand-made with household soap, wash gently to avoid damaging the embroideries

Alix's costume

Material

Dress ecru under dress: 100% polyester

 Lace top dress: 100% polyester

Scarf 100% organza-silk

Gloves jersey 100% polyester

Ironing

Ironing have to be done before each performance

Dress : Steam iron, temperature: medium warm, polyester programme for under dress and top dress or steam press. The taffeta train is only to be sprayed with steam.

Scarf : Steam iron silk programme or steam press

Gloves : No ironing

Cleaning

Dress : dry cleaning by a specialist of evening dresses

Gloves : hand-made cleaning with household soap or washing machine with the 30° programme.

Soldiers

- Napoleon (Jérôme)
- French soldiers and officer (Jamal, Ariane, Philippe, Rachid, Faris)
- Austrian soldiers and officer (Diederik, Magda, Roch, Vincent, Davis)

Jackets

Material: 100% wool lined with linen or cotton

Ironing: Steam iron, wool programme

Cleaning: dry cleaning when really necessary (protect all buttons and shoulder pads)

Spray the inside of the jackets with a mix of water and vodka after each performance. Hang them well and allow them to dry until the day after.

Pants

Material : cotton-lycra® for men 100% cotton for women

Ironing : Steam iron, cotton programme hot. The fabric is very brittle, it needs a lot of steam.

Cleaning : Washing machine 30° programme (not to hot because the fabric is really hard to iron)

If there are stains, directly apply a special detergent for stains before washing.

T-shirts

have to be cleaned after each performance

Material : cotton/lycra

Cleaning : Washing machine, programme white 40 to 60° (wash separately)

Ironing : Steam iron, cotton programme.

Shirt Ariane

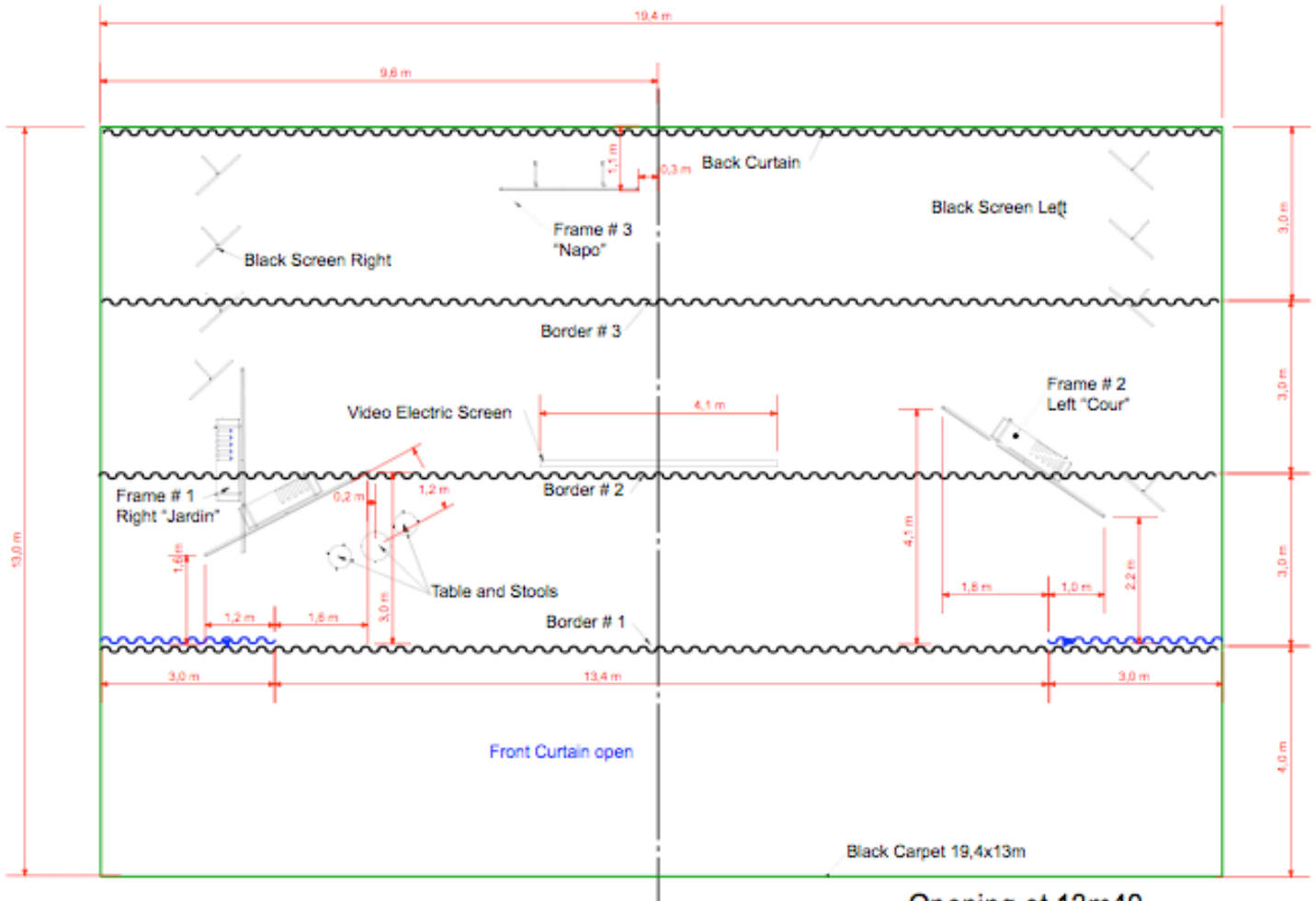
Material : 100% cotton

Ironing and cleaning : idem t-shirt

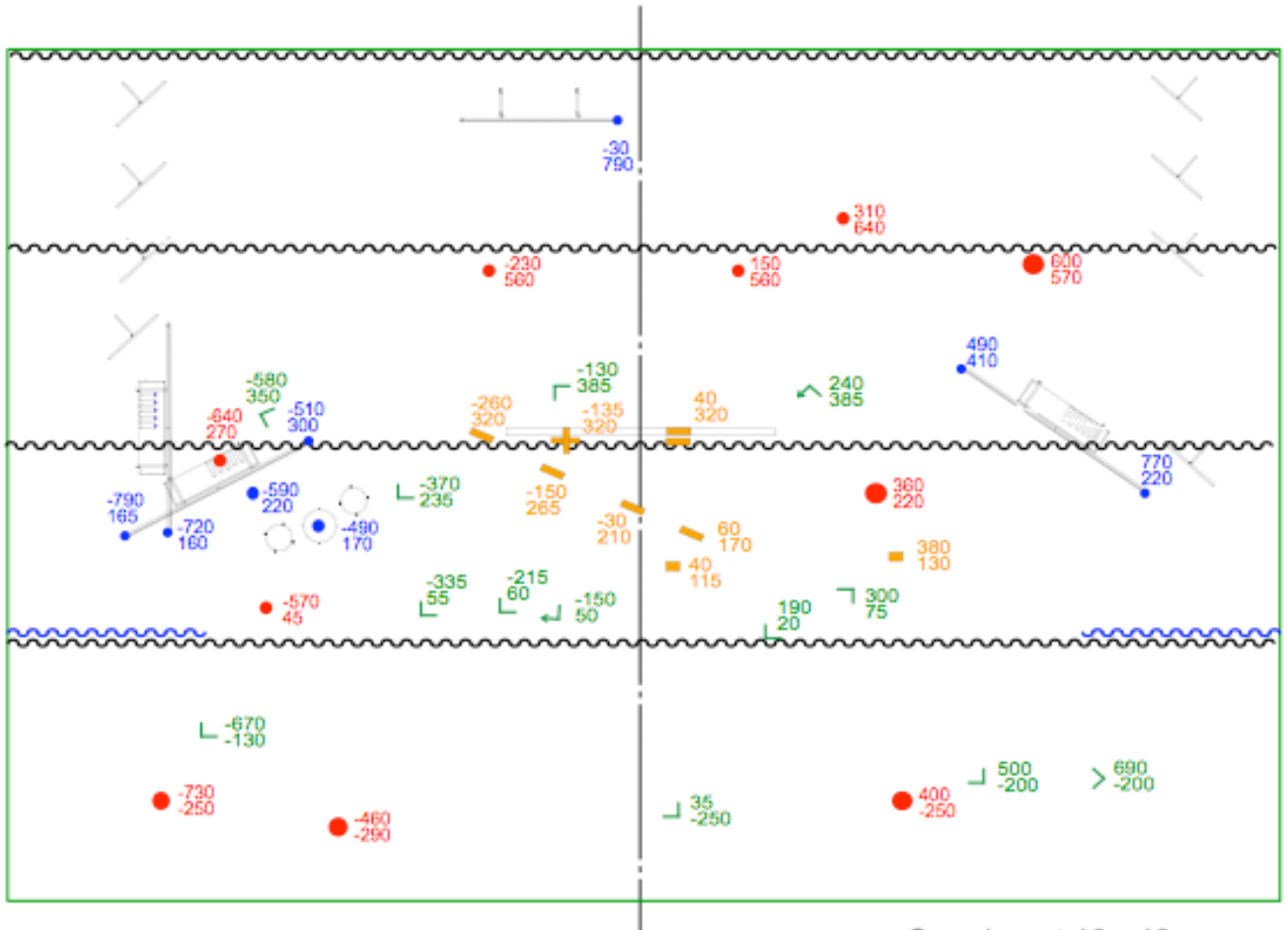
Catering & More

- 18 people traveling
- **2 days set up not including the performance days** with 4 light technician, 3 stage technicians, 1 sound/video technician
- For each performance: 1 bottle of good whisky (jack Daniels) and 1 bottle of good vodka
- Catering: mineral water, fruit juices (apple, orange), coca-cola, ice tea, soft (fruits, sandwiches, cookies...), snacks...
 - o 1st set-up day: 6 persons
 - o 2nd set-up day and performance days: 18 persons
- caution !: 1 person gluten free and 2 persons no porc
- Showers with warm water, towels

Plans

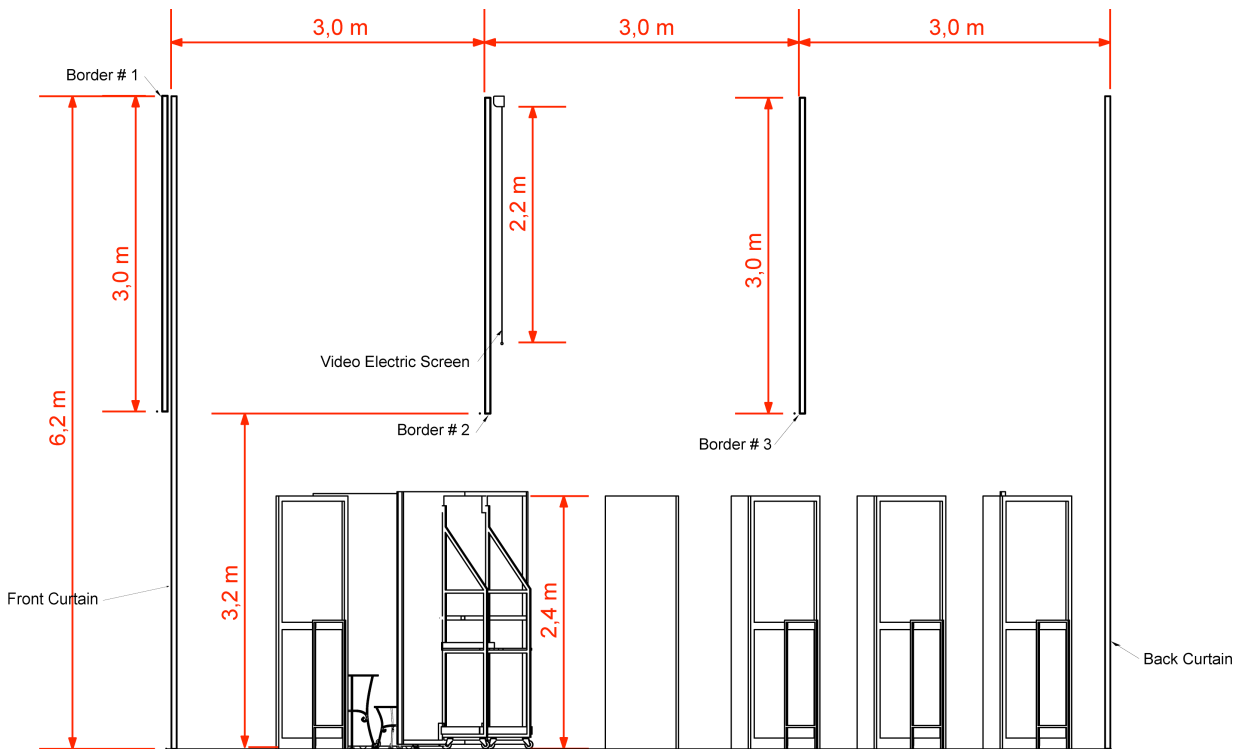
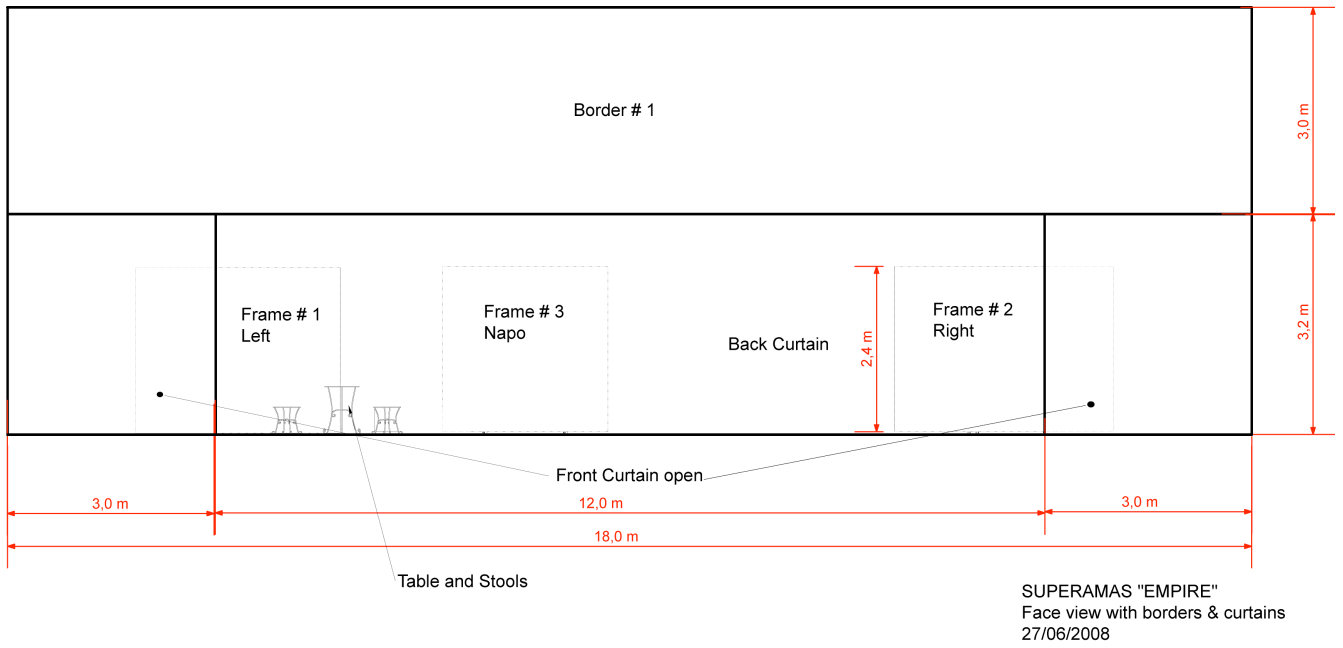


Opening at 13m40
SUPERAMAS "EMPIRE"
Top view A
28/07/2008

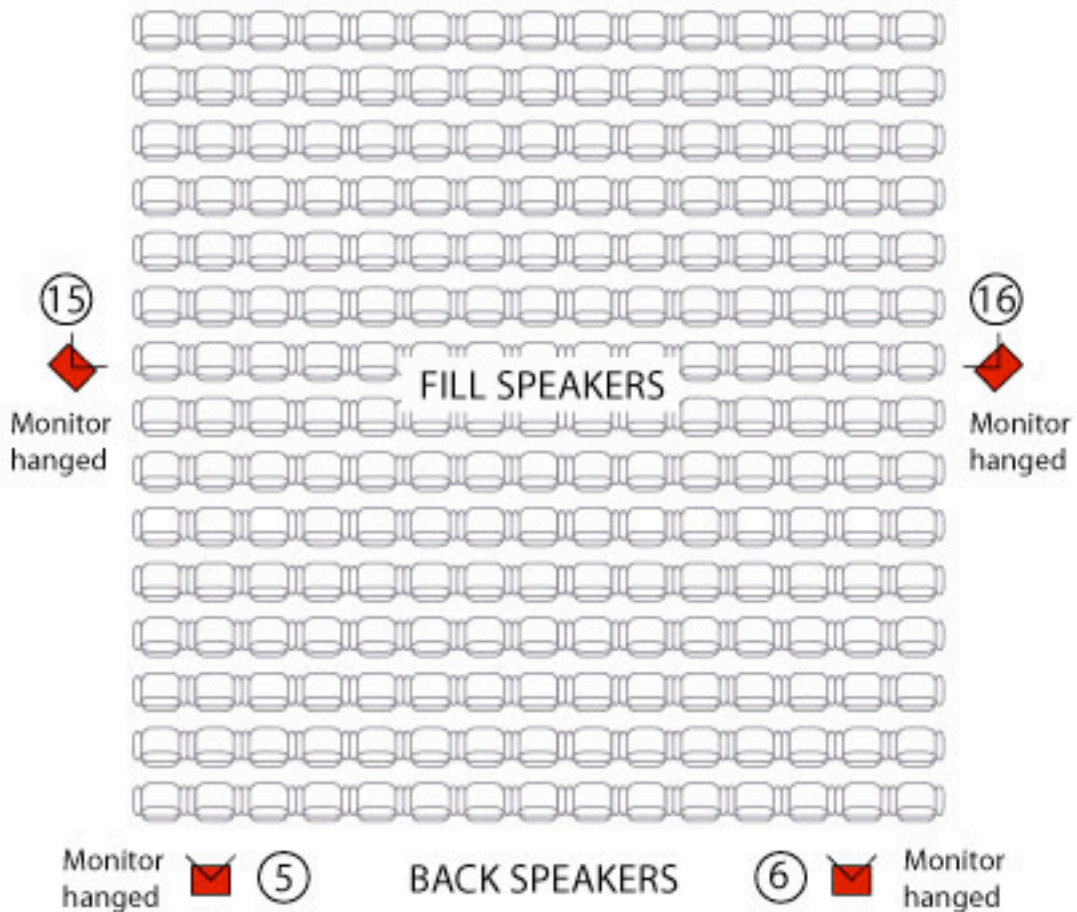
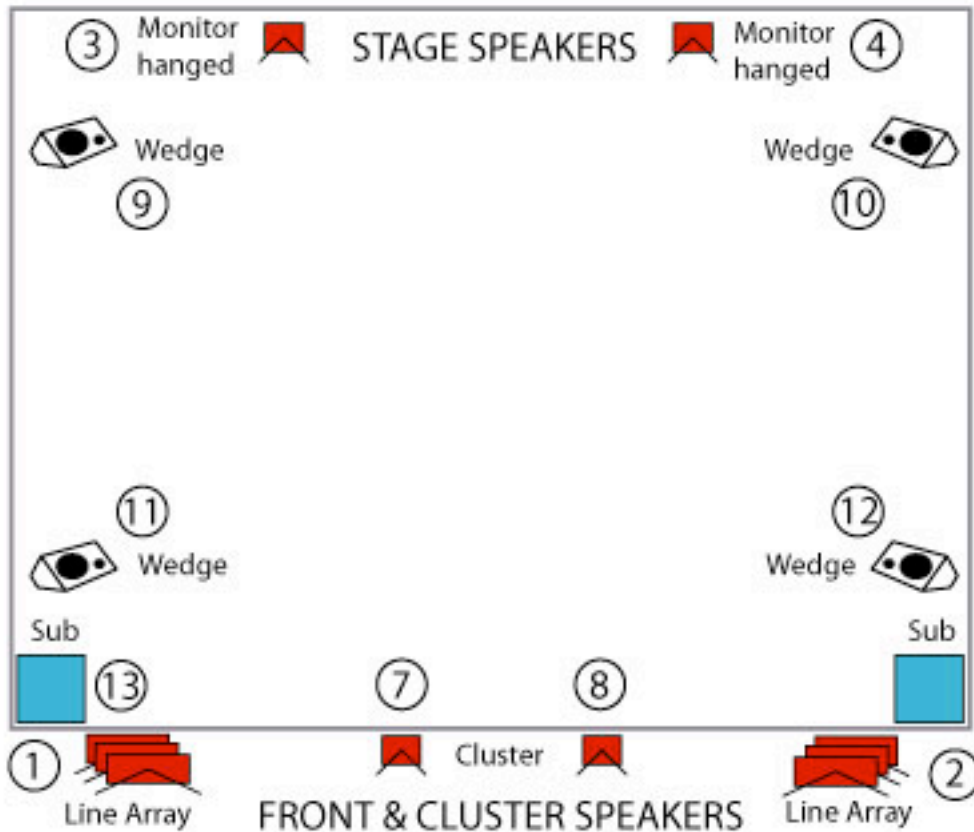


Opening at 13m40
SUPERAMAS "EMPIRE"
Top view B
28/07/2008

SUPERAMAS – EMPIRE - TECHNICAL RIDER - 8

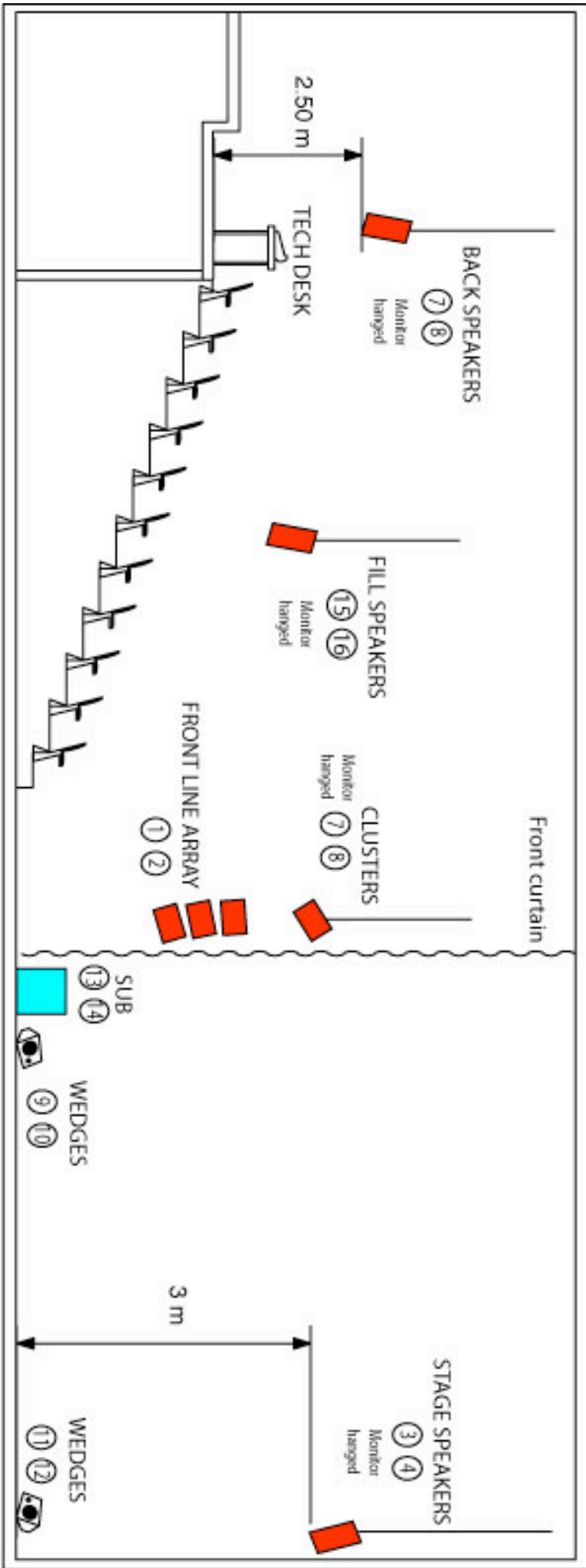


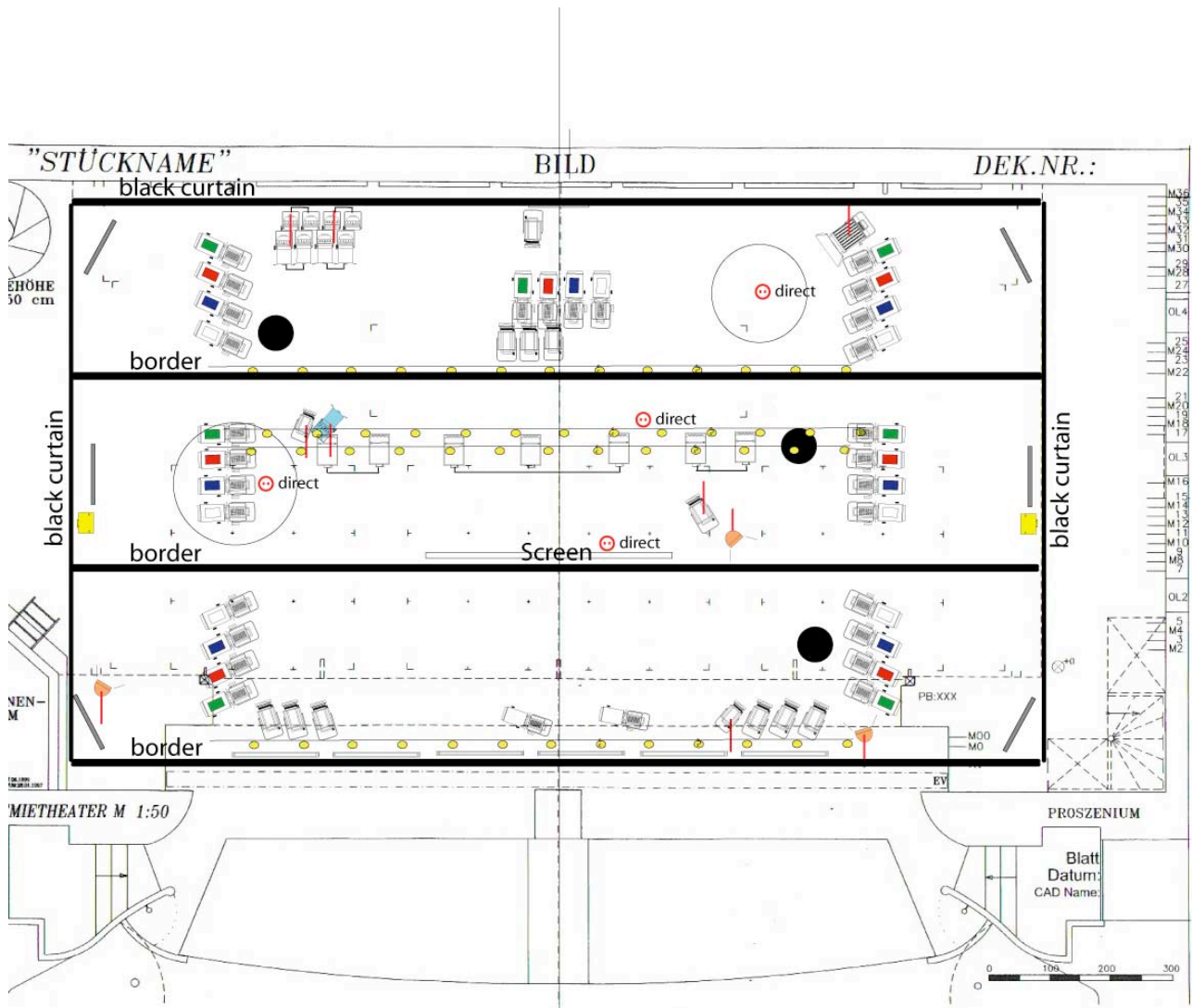
SUPERAMAS - EMPIRE - LOUDSPEAKERS SET UP 1/2



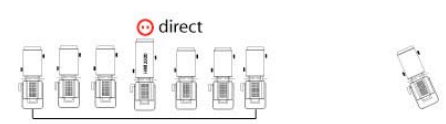
SUPERAMAS - EMPIRE - LOUDSPEAKERS SET UP 2/2

SECTION



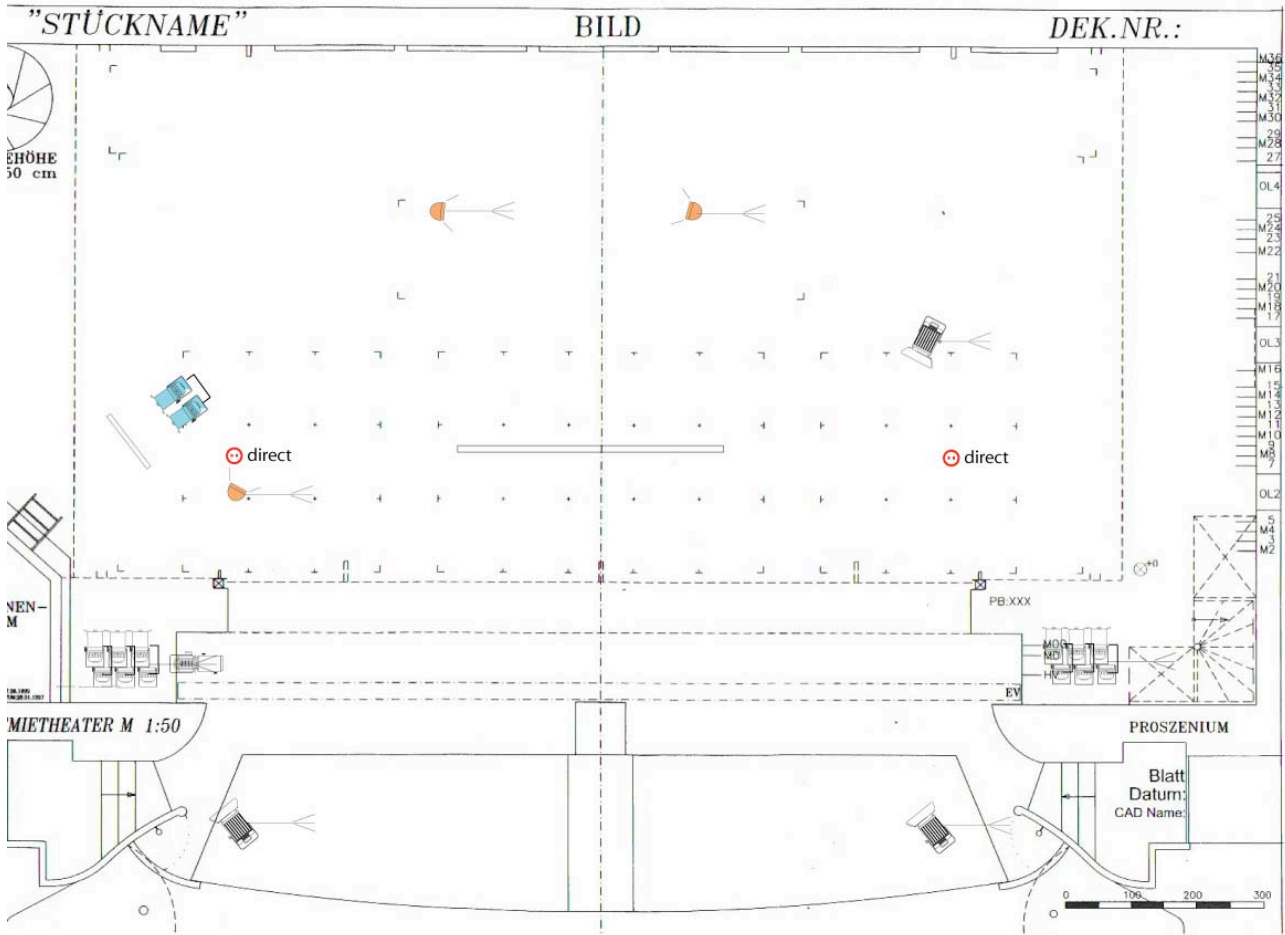


-  35 profiles 2kw 36°
-  3 profile 1kw 36°
-  1 profile HMI 2,5kw
-  1 fresnel 5kw
-  1 0 2kw pc
-  3 1kwPpc or fresnels
-  20 par64 cp62
-  3 par 64 cp 60
-  7 floodlight assym 1kw
-  2 strobo martin atomic 3000
-  6 fluos daylight
-  3 simulations fire works
-  4 star flash lamps
-  3 2kw fresnels
-  6 red heads
-  6 pieds 3m10kg
-  2 stands 3m 60kg
-  10 under hang pipes



EMPIRE (art and politics)
SUPERAMAS

SUPERAMAS - EMPIRE FLOOR LIGHT PLAN



Planning

day	date	what	laundry	video	stage	light	sound	time		
		Superamas "EMPIRE"						from	to	
1st										
		build up stage/light/sound/video & laundry	1	1	3	3	2	9:00	23:00	
		<p><u>Stage</u>: all the borders and legs hanged, moving borders tested including height marks, main curtain installed, dancefloor set. <u>Light</u>: everything must be hang and tested. <u>Sound</u>: all the speakers, mixing board, eqs, effects setted and tested. <u>Video</u>: screen & beamer hanged, beamer focussed. <u>Costume</u>: clothes washed and if necessary repaired.</p>								
2nd										
		finition stage/light/sound		1	3	3	1	9:00	12:00	
		sound check/focus video					1	12:00	13:30	
		finition video		1				13:00	14:30	
		focusing light			1 or 3	3		14:00	18:00	
		rehearsal performers Napoleon			1 or 3		1	18:00	19:00	
		rehearsal Ambassadeur			1 or 3		1	19:00	20:00	
		focusing light				3		20:00	23:00	
		Everything ready for the show								
3rd										
		light/sound cues, one person as stand-in needed	1		1 or 3	1	1	9:00	13:00	
		technical rehearsal			1 or 3	1	1	14:00	16:00	
		dress rehearsal	1		1 or 3	1	1	16:00	17:00	
		technical corrections			1 or 3	1	1	17:00	18:00	
		show 1			1 or 3	1	1	20:00	22:00	
if the theater is equiped with manuals pipes, we need 3 technicians										
if the theater is equiped with elecrics pipes, we need 1 technician										