

Technical rider 21 January 2008

SUPERAMAS

BIG 3rd episode

Light designer and technical director: Henri Emmanuel DOUBLIER +33662873074
Mail to: henri-emmanuel.doublier@wanadoo.fr

For more information, please contact:

*Set Jerome DUPRAZ +33684106615 (zarpud@free.fr)

*Sound Olivier TIRMARCHE +33614012325 (superamas@tiscali.fr)

*Video Vincent TIRMARCHE +33613430257

The minimum rectangular performing area is 13m (width) x 11m (depth)

The minimum height under grid is 5.5 m.

The light, sound and video regie is left side stage

Light

We bring our light board

2 par 64 stroboscopes supplied by our company

Light equipment to be supplied by the theatre:

-96 dmx 512 dimmers (needed dmx 512 protocol only) 48 are on the floor!

-1 5Kw dimmer

-2 1Kw fresnels

-12 2Kw fresnels

-12 floodlights 1 Kw.

-8 red heads

-1 fresnel 5 Kw

-1 strobe 3000w dmx trigged dimm/speed.

-5 2Kw profile 23/35 or 10 1Kw profile

-13 1Kw profile 30/40

-26 par 64 cp 62

-10 stands 3.50 meters

-1 cable DMX 512, 40m

-1 strong following spot with 1 operator for the performance and the dress rehearsal.

Filters:

200, 203, 328 (follies pink)

rosco 114, 119, 132

The audience light must be controlled thanks to the DMX 512. If not, provide 6 floodlight 1 Kw more.

Sound

CAUTION! The sound mixing board is on stage

Sound equipment to be supplied by the theatre:

- 1 digital mixing board 24 tracks in / 8 outs / 6 aux. Ref: Yamaha DM1000 with analog 8 in option. The mixing board must have 24 analog real (physical) inputs, 6 bus outputs and 6 auxiliary outputs. (we use the compressors, the effects and the delays lines from the digital mixing board).
- We can also use a 01V96 with A/D D/A converter type Behringer Ultra Gain Pro8 Digital : 8 in 8 out.
- 8 similar loudspeakers. Ref: L Acoustic MTD 112 or 115, Amadeus MPB 600, John meyer, EAW, DB, KS: (see the setting plan)
 - 2 speakers on stage front left and right: on stands or on the floor regarding of the audience rack.
 - 4 speakers side: hanged for the audience, the position has to be set regarding the space.
 - 2 speakers back: hanged for the audience, the position has to be set regarding the space.
- 2 bass subwoofers on the floor.
- 6 stereo amplification system + speakers cables
- 5 wedge monitors + amplification system. Ref: Meyersound, Nexo, DB, KS, EAW
- 3 graphic stereo equalizers (31 bands). Ref: BBS, dbx, Klark (no Yamaha). All the speakers for the audience area have to be equalized.
- 1 CD player
- 2 wireless hand-stand microphones type Sennheiser ew500
- 1 microphone Shure SM58 with stand
- 4 microphones for drum:
 - 2 overhead microphones type AKG C414B or AKG 391B
 - 1 mic for snare type Shure SM57
 - 1 mic for bass drum
- 4 microphone stands
- 6 DI box 48v powered
- 1 multipair (snake) 8in/4out 10m
- 20 x 10m XLR microphone cables
- 1 isolator box stereo or 2 DI box

Mixing board patch:

- | | |
|----------|---|
| 1 | mic bass drum (mic preamp XLR/48v) |
| 2 | mic snare (mic preamp XLR/48v) |
| 3 | mic HH (mic preamp XLR/48v) |
| 4 | mic cymbal (mic preamp XLR/48v) |
| 5 | DI bass (mic preamp XLR/48v) |
| 6 | DI electro-acoustic guitare (mic preamp XLR/48v) |
| 7 | DI electric guitare1 (mic preamp XLR/48v) |
| 8 | DI electric guitare2 (mic preamp XLR/48v) |
| 9 | mic SM58 (mic preamp XLR) |
| 10 | mic wireless1 |
| 11 | mic wireless2 |
| 12 to 19 | computer sound card : 8 outs jack 1/4" out balanced |
| 20 & 21 | DI or isolator box : 2 outs computer video |
| 22 & 23 | CD player (spare) |

Technical rider 21 January 2008

In case of analog mixing board, we must add :

- analog mixing board with 24 tracks in/ 8 groups out / 8 aux.
- 10 mono compressors/gate type dbx, drawner with insert cables
- 1 stereo reverb type Lexicon PCM 70 or tc electronic

Set

Set to be supplied by the theatre:

- We need a white dance floor 11m/13m. Around this area, the floor must be black.
- Black curtains on walls if the original walls are not black.

For the turning pipe effect, we'll need:

- 1 pipe of 5 m long
 - 2 pipes of 1m20 with 10 clamps
 - 6 metal cables tested for 200 kg of 1 meter
 - 6 pulley tested for 50 kg
- (see the following plan)

Video

- We bring one hanging screen 3,10m x 2,35m. The lower edge at 3m40 at the front left side of the stage.
- We supply a beamer cage and a video DMX shutter

Video equipment to be supplied by the theatre:

- 1 beamer (2800 lumens minimum) hung in front of the screen, roof position (hook and right optic to fit the screen 3m large). Type Panasonic PT3500, Sony PLX 31 (no PLX 20 or PLX 30), EIKI, BENQ PB7230.
- 50m DMX cable for the video shutter.
- 50m VGA video cable for yhe computer
- 50m BNC video cable (cinch/RCA male - cinch/RCA male) for the DVD player spare

In case of subtitles projection, we must add :

- 1 beamer (2800 lumens minimum) hung in front of the screen, roof position (hook and right optic to fit the screen 3,10m x 0,95m large). Type Panasonic PT3500, Sony PLX 31 (no PLX 20 or PLX 30), EIKI, BENQ PB7230.
- 50m VGA video cable for yhe computer.
- 50 m electric cable for the video electric shutter (We supply a video electric shutter).

Services

Furthermore to be supplied by the theatre:

- 1 bottle of whisky "jack daniels" / show, mineral water, catering on working days for Superamas team, café, towels...
- catering for the rehearsals with the locals dancers voluntaries (see below)
- Costumes: on arrival, cleaning and iron service. Same after each performance.

Set up schedule

- 2 days set up before performance day with 3 light technicians, 2 stagehands, 1 sound technician.

IMPORTANT

- We will need from 8 to 10 locals dancers (depending of the width of the stage)
- They must be voluntaries.
- We will send them the DVD of the dance they'll have to do; so, they have to learn it before the rehearsals.
- We will need a dance studio for 3 days before the show to rehearse with them.

For the management, general organization please contact : Caroline Madl

caro@superamas.com

For the organization for the extra dancers please contact : Philippe Riéra

philippe_superamas@yahoo.com

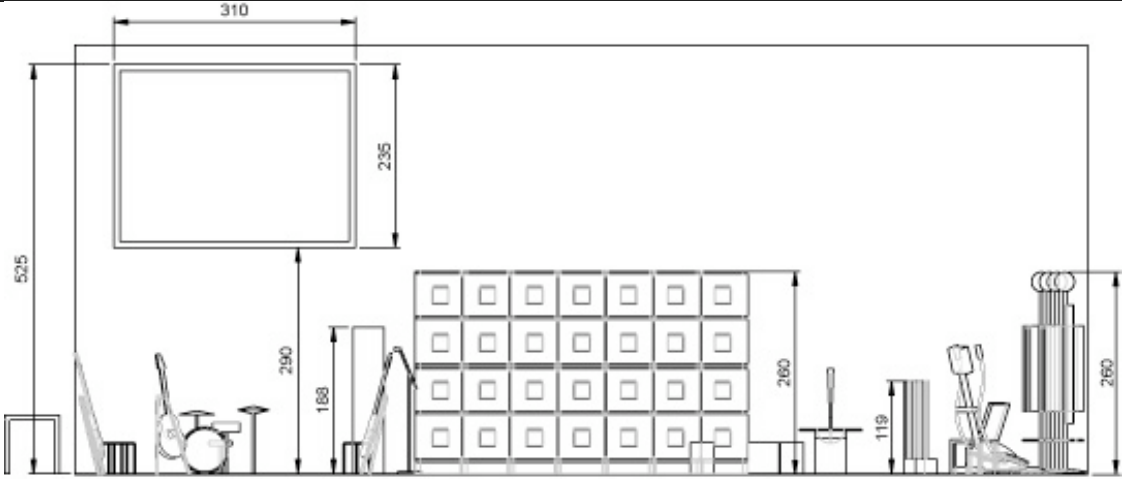
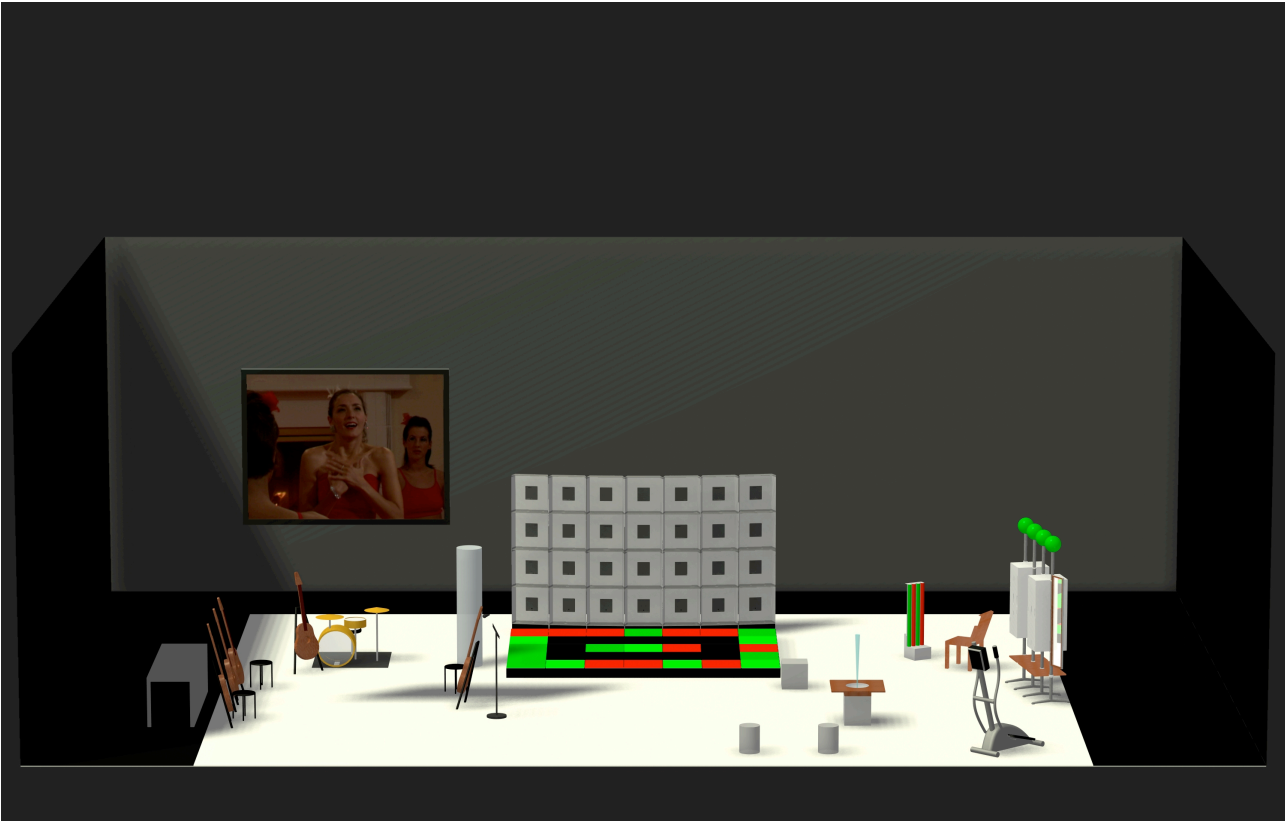
NB1: we are using beers (TRUMER PILS) for the show, delivered to the venues.

NB2: the set has to be transported and the costs are on the festival/venue! You can find the flight case dimensions, weight and volume on our website :

<http://www.suepramas.com/ntechnic.html>

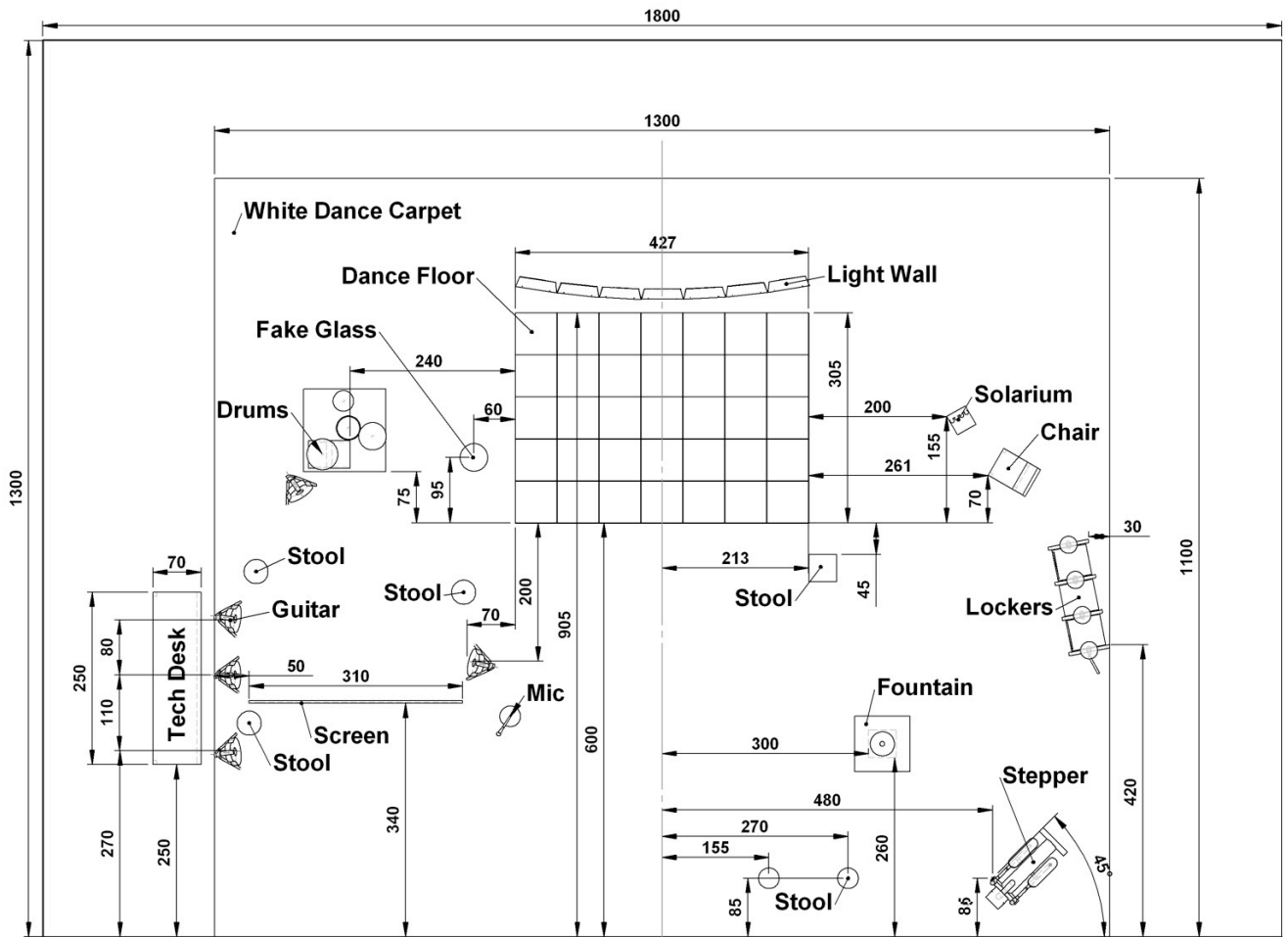
NB3: you can find the last update of this technical rider on our website :

<http://www.suepramas.com/ntechnic.html>



Dimensions in cm

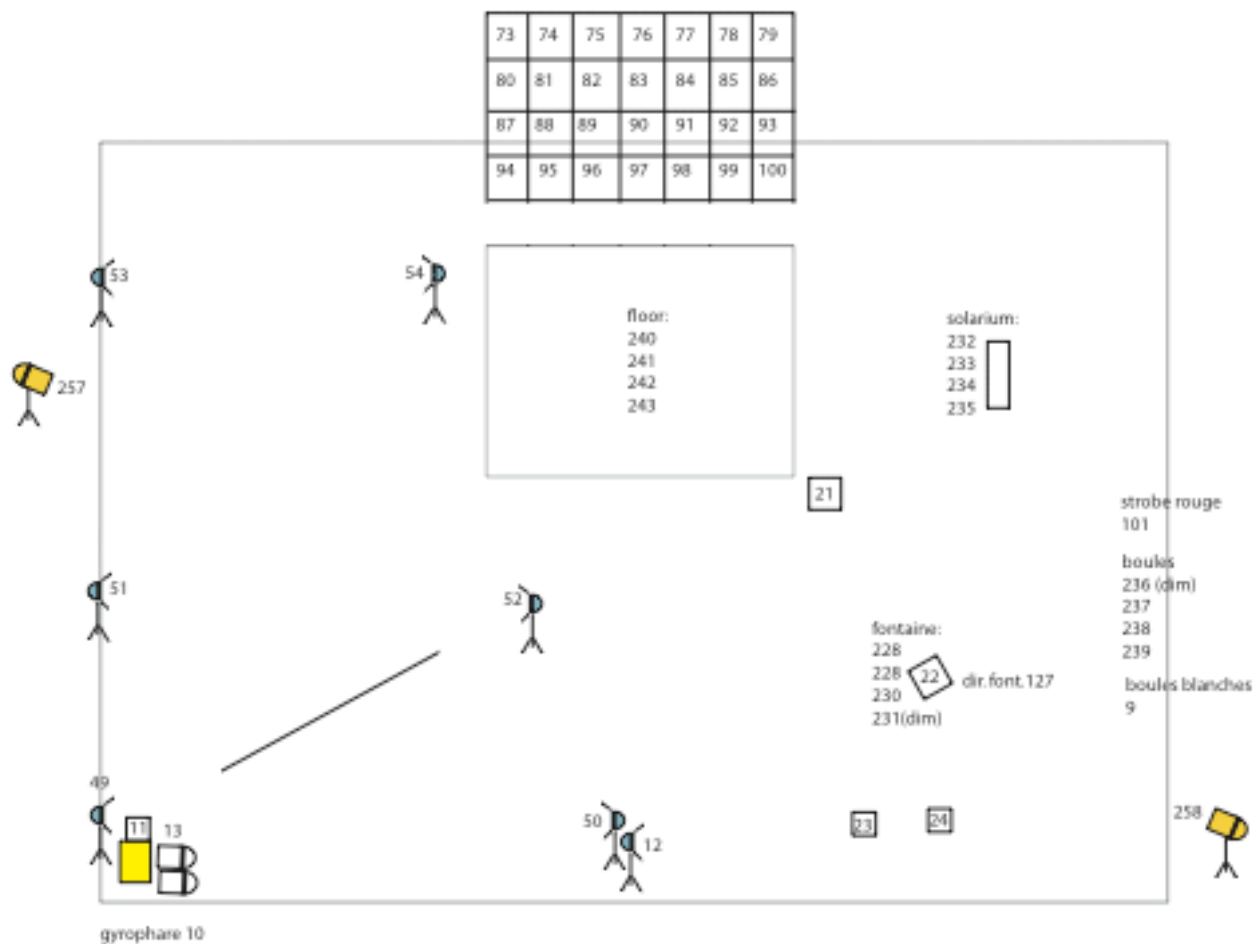
SUPERAMAS BIG 3 Face view 14/09/2006



Dimensions in cm

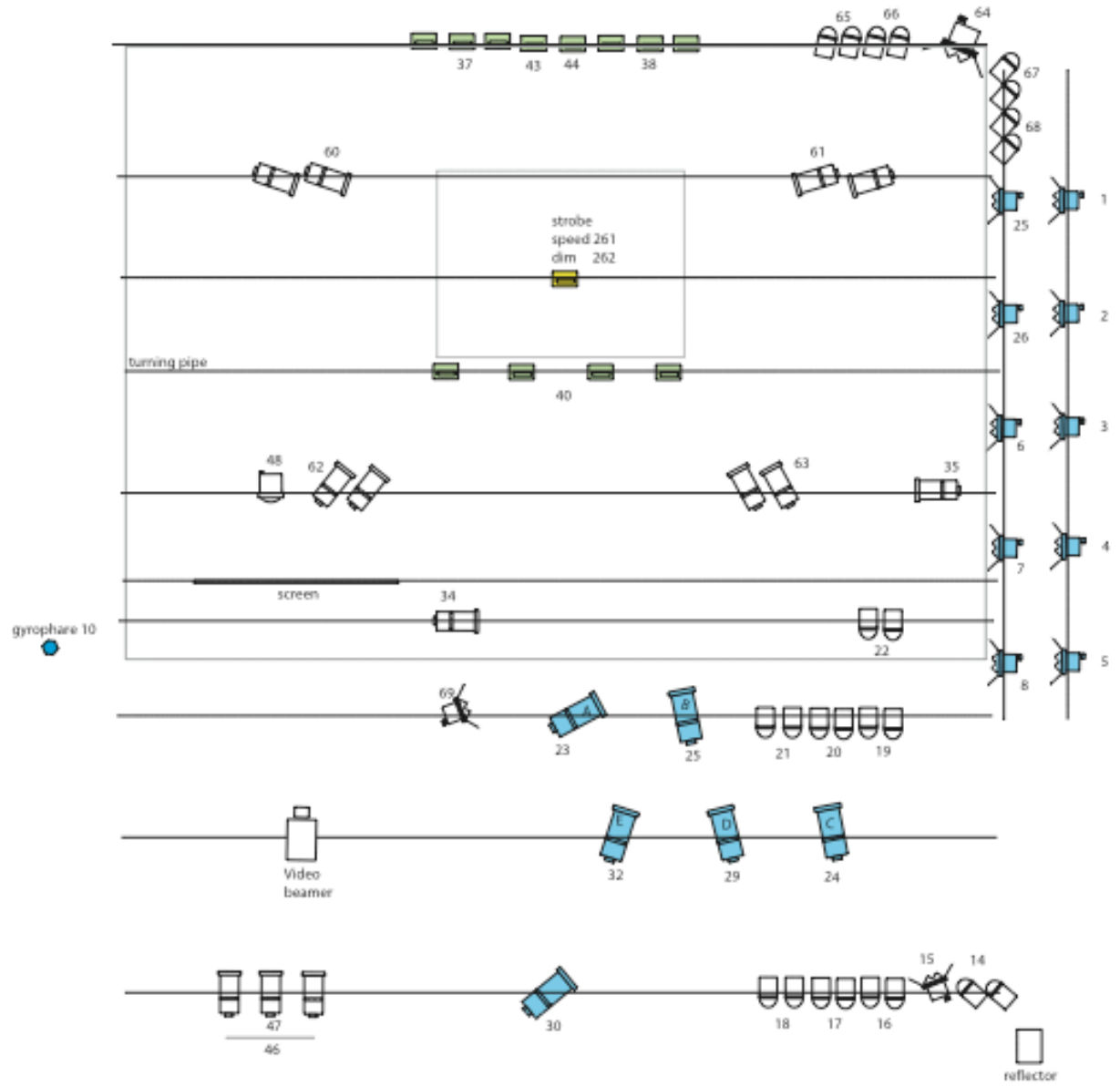
Axe Stage









SUPERAMAS BIG 3
Top view 14/09/2006



SUPERAMAS/BIG3 LIGHT PLAN/FLOOR

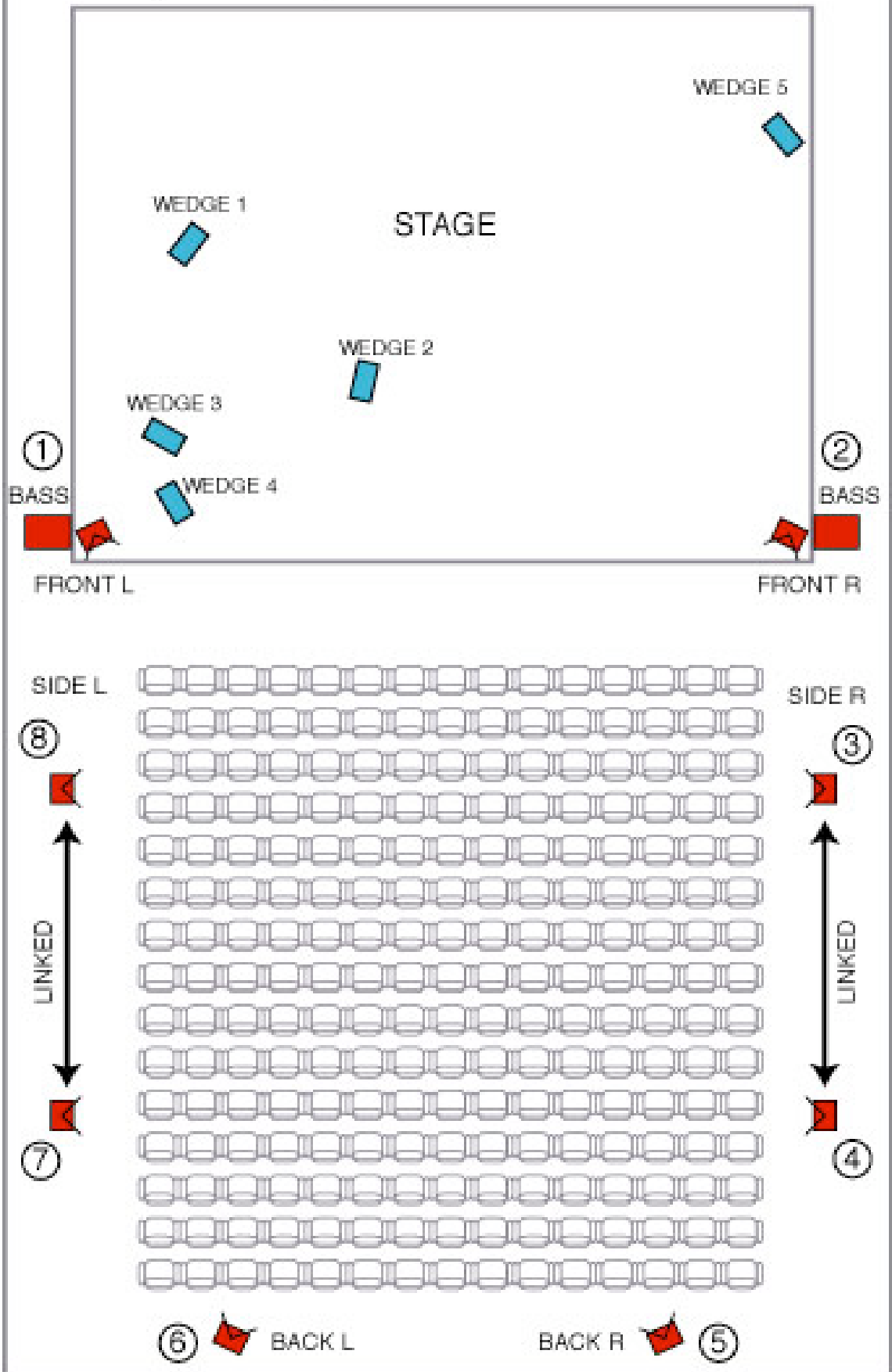
SUPERAMAS/BIG3 LIGHT PLAN



-  5 Kw fresnel
-  2 Kw fresnel
-  1 Kw fresnel
-  pprofile 2 Kw
-  profile 1 kw
-  par 64 cp 62
-  floodlight
-  strobe

SUPERAMAS/BIG3 SOUND PLAN

Loudspeakers setting



The turning pipe

SUPERAMAS/BIG3 DETAIL

